



**31M**  
20°  
X 31.0  
U 7.9  
Y 32.5  
L 8.5

**33M**  
20°  
X 32.0  
U 8.6  
Y 35.5  
L 8.7

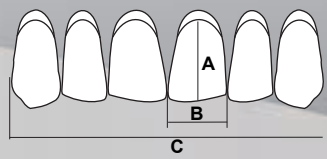
**32M**  
33°  
X 31.0  
U 7.6  
Y 33.5  
L 8.2

**32L**  
33°  
X 29.4  
U 9.3  
Y 32.7  
L 9.5

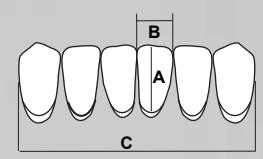
**34M**  
33°  
X 32.5  
U 8.8  
Y 34.5  
L 9.3

**34L**  
33°  
X 32.6  
U 9.8  
Y 32.5  
L 10.0

**Mould 3M**  
**Upper anteriors**  
**A 9.0 B 7.0 C 38.5**

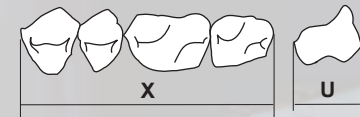


**Lower anteriors**  
**A 8.2 B 5.0 C 31.5**

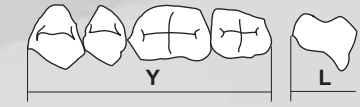


**A** Length of central without collar (mm)  
**B** Width of central (mm)  
**C** Width of 6 anteriors on flat plane (mm)

**Mould 33M**  
**Upper posteriors**  
**X 32.0 U 8.6**



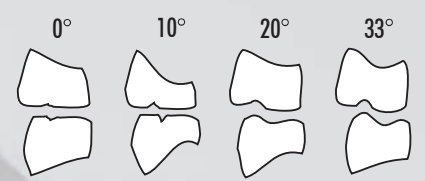
**Lower posteriors**  
**Y 35.5 L 7.0**



**X/Y** The average width of a 1x4 set  
**U/L** The average depth of the left first molar

**Available shades** 50 · 59 · 62 · 65 · 66 · 67 · 69 · 77 · 81

**Posterior angulation**



FULL - SETS 1X28 (ANTERIOURS & POSTERIOURS ON THE SAME CARD)



0 & 20 DEGREE POSTERIOURS AVAILABLE

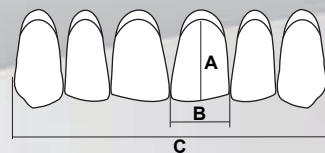


**Uhler Dental Supply, Inc.**  
5749 W. Lawrence Ave.  
Chicago, IL 60630  
Phone: (773) 283-8300  
Toll Free: (800) 937-3753  
Fax: (773) 283-8303  
[www.uhlerdental.com](http://www.uhlerdental.com)

Mould Chart



### Upper anteriors



### Lower anteriors



A 8.1 223 B 7.5 C 38.5		29Z 29M		A 8.8 B 5.0 C 34.0 223
A 9.0 3M B 7.0 C 38.5		29Z 29M		A 8.2 B 5.0 C 31.5 3M
A 9.3 3D B 8.0 C 44.0		31Z 32F 31M		A 8.8 B 5.0 C 34.0 3D
A 9.5 2D B 7.8 C 42.0		31Z 32F 31M		A 9.2 B 5.0 C 32.0 2D
A 10.0 3N B 8.0 C 45.0		31Z 32F 31M		A 9.5 B 5.0 C 34.0 3N
A 10.3 2N B 7.5 C 42.0		31Z 32F 31M		A 9.0 B 5.0 C 33.0 2N
A 9.8 1N B 8.3 C 44.5		31Z 32F 31M		A 9.3 B 5.0 C 34.0 1N
A 9.5 A25 B 8.5 C 46.0		31Z 32F 31M		A 9.5 B 5.5 C 34.0 A25
A 9.8 A26 B 9.0 C 47.0		31Z 32F 31M		A 8.5 B 5.5 C 35.3 A26
A 10.5 3P B 8.5 C 48.0		31Z 32F 31M		A 10.0 B 6.0 C 38.0 3P
A 11.3 2P B 8.5 C 47.0		31Z 32F 31M		A 9.8 B 5.5 C 36.0 2P

A 9.4 4H B 8.2 C 44.3		31Z 32F 31M		A 9.3 B 5.5 C 37.5 4H
A 12.0 1H B 8.5 C 48.0		33F 33M 34M		A 10.8 B 5.8 C 38.5 1H
A 10.2 136 B 9.0 C 48.4		31Z 32F 31M		A 9.3 B 5.5 C 37.5 136
A 10.8 264 B 8.0 C 45.0		31Z 32F 31M		A 10.0 B 6.0 C 38.0 264
A 12.0 266 B 9.0 C 49.0		33F 33M 34M		A 11.5 B 5.5 C 38.0 266
A 12.4 267 B 9.5 C 51.0		33F 33M 34M		A 11.5 B 5.5 C 38.0 267
A 12.7 3R B 9.2 C 51.0		33F 33M 34M		A 11.5 B 5.7 C 39.2 3R

### Upper - Lower posteriors

	32F 10° X 31.0 U 8.5 Y 32.5 L 9.0		31Z 0° X 29.5 U 7.2 Y 31.0 L 8.4
	29M 20° X 29.0 U 7.2 Y 32.0 L 7.8		33F 10° X 32.0 U 9.1 Y 34.5 L 9.4

